

St Mary Magdalene  
Lyminster  
West Sussex

8 MISCELLANEOUS

The condition of items in this Section appears to be satisfactory unless otherwise stated.

**800 PIPE ORGAN Phs****CHANCEL, North Wall****1 Case:**

The organ stands in adjacent chambers facing South into the chancel with matching light oak cases. The Left, or West, case incorporates the console and the Great-and Pedal Organs, whilst the Swell-organ with the blower, bellows and associated machinery, occupies the Right, or East, case, to which the case front is a screen. Each case front is of est h.440 x w.184 cm. See photographs of each case Ph 800(1) and Ph 800(2) closed and Ph 800(3) open.

Each case consists of 3 towers as shown, and 2 flats. On the cornice of each central tower stands a figure (in hollow resin fibreglass) of a Benedictine nun, that on the West holding a book to represent prayer (Ph 804) and that on the Right holding a plant to represent work Ph 800(5). The display pipes are of pipe metal and the cases are of light oak. The upper part of each case, containing the pipe display, overhangs the lower part by d. 70cm and is supported by 5 moulded brackets below which is a memorial strip incised and filled with gold leaf, the names and some other words in Roman caps and the other words in italic caps and l/c









800(4)



800(5)

**Console:**

This is recessed in the lower part of the West case and enclosed with double-hinged panelled doors matching the woodwork of the case generally, with overall w.166cm between the doors see photograph Ph 800(3). In a frame above the music desk is a light, the lamp above a glazed pane. At the top above the music desk are 2 ivory colour plastic plates, one on the left fixed with 4 screws and that on the right with 2 screws, each of h. 10 x w. 5cm each engraved and coloured black, that on the left with sans serif caps which reads :

PETER CONACHER & Co. / LIMITED./ ORGAN BUILDERS / SPRINGWOOD WORKS / HUDDERSFIELD / ALSO LONDON, SWANSEA & DUBLIN./

and that on the right with Roman caps that reads. JOHN R CLOUGH & SONS / ORGAN BUILDERS / BRADFORD / 1999 /



800(6)

The music desk is h. 44 x w. 79cm with a full width rest d. 5cm and bearing 4 brass clips. Ph 800(3) The jambs are angled and at about 45degrees. There are 3 manual keyboards, each of compass CC – g3, 56 notes. The natural keys are white. On the L jamb above the stops, recessed into the jamb is a white plastic bodied CCTV

monitor. The recess is lined with red felt. Below the stops on the R jamb are, from L to R a brass plate with 1 for console light, a black framed indicator and a black framed housing both for stop setting - 2 memories.

### Stop and Couplers:

The stops are mounted on inclined jambs, in four groups, reading from L (L jamb) Swell, Pedal, (R jamb) Choir and Great. Each group is disposed in triple staggered vertical rows and is headed with a white label with those department names engraved and coloured black in Roman caps. The couplers are disposed beneath the departments they affect. The stop knobs are of turned black plastic mounted on turned black plastic shanks running in red felt collars. They have white faces engraved and coloured black with Roman caps and numerals indicating the pitches (or the number of ranks of the mixture stop) of the speaking stops of the function of the coupler stops.



800(7)

### Stop List:

#### Great-organ

Contra Gamba	16
Major Open	8
Minor Open	8
Hohl Flute	8
Principal	4
Hohl Flute	4
Twelfth	2 2/3
Fifteenth	2
Mixture	III-IV
Trumpet	8

**Swell-organ**

Lieblich Gedackt	16
Geigen Principa	18
Gedackt	8
Salicional	8
Voix Celeste	8
Principal	4
Twelfth	2 2/3
Fifteenth	2
Cornopean	8
Oboe	8
Tremulant	

**Choir -organ**

Viol da Gamba	8
Dolce	8
Dulciana	8
Lieblich Gedackt	8
Viol d'Amour	4
Lieblich Flute	4
Clarinet	8

**Pedal**

Open Diapason	16
Violone	16
Bourdon	16
Quint	10 2/3
Violoncello	8
Bass Flute	8
Choral Flute	4
Trombone	16
Trumpet	8

**Couplers**

Swell to Pedal  
 Swell to Great  
 Swell to Choir  
 Choir to Great  
 Choir to Pedal  
 Great to Pedal

**Notes:** The Pedal Violone and Violoncello are derived and extended from the Great Contra Gamba. The Pedal Bourdon is extended to provide the Quint and Bass Flute. The Pedal Trombone is derived from the Great Trumpet and extended from it. The Voix Celeste is from Tenor C and the lowest octave of the Salicional is shared with the Lieblich Gedackt.

### **Pistons:**

There is a full complement of pistons, white discs set in the keyslips and identified by numbers or letters. They run in red felt collars. To the L of the Great and Swell-organ keyslips are 3 each general pistons numbered 1-6. Centrally in the Swell-organ keyslip, from L, are 'TROM' and 'SW to PED' and then 6 numbered pistons affecting the Swell-organ. Centrally in the Great-organ keyslip are 'SW to GT' and 'GT to PED'; and then 6 numbered pistons affecting the Great-organ. Centrally in the Choir-organ keyslip are 'CH to GT', 'SW to CH' and 'CH to PED'; and then 6 numbered pistons affecting the Choir-organ. At the R end of that keyslip is a single piston lettered 'C' for general cancel.

### **Pedal Keyboard:**

Straight and flat, compass CC-f1,30 notes. There are 30 keys and a central balanced swell pedal and 7 bronzed toe pistons on each side, one of those on the L for a coupler and the rest duplicating the Swell pistons, those on the R for a coupler and affecting the Great- and Pedal-organs.

Action: Electro-pneumatic for the 'straight' stops and stop and coupler mechanisms; Direct electric for the extended ranks.

Blower: Electric, in the R enclosure, with the bellows.

**The Organ Bench:** Is made of oak matching the cases. It has a seat with straight back edge and curved front edge. The legs at each end are composed of two legs joined down the centre to form a single flat panel across the width. The outer edge of each leg has a simple carving. The lower centre edge has a gothic carving to form an opening when the legs are fixed together. The dimensions are l. 140 x w. 29-32 x h. 66cm.

- 2 Oak, pipe metal and cold cast resin
- 3 1878 but in 1999 virtually a new organ (ref a)
- 4 Both the keyboard and bellows housing are each 186cm x 200cm x 46cm deep. The cases are similar h. 440 x w. 184 x d. 166cm
- 5 The cases are designed by Nicholas Plumley of Arundel (ref a). See photographs 800(1) and 800(2).

Hollow resin fibreglass nuns statues designed and made by Giles Penny of Bruton (ref b).

- 6 Original organ by Henry Booth of Otley. Ph 800(8)  
Cases made by Peter Collins, organ builder of Melton Mowbray (ref a)
- 7 The organ was made in 1878 by Henry Booth for Bingley Methodist Church with mechanical (tracker) action (ref c). It was restored and converted to a tubular-pneumatic action by Peter Conacher of Huddersfield in 1931; and then in 1999 it was removed to Lyminster and completely rebuilt with advice from Nicholas

Plumley, with various extensions and derivations and a combination of electro-pneumatic and direct electric actions; and with modern registrational aids (ref a,c). At the same time it was furnished with the present handsome cases which were made by the late Peter Collins (ref a). The stop list has changed little and therefore much of the pipework dates back to 1878. The organ replaced a Walker unit organ 1971 which went to Aldingbourne Church. The Walker was preceded by a Bishop and Starr organ the fate of which is unknown.

8 -

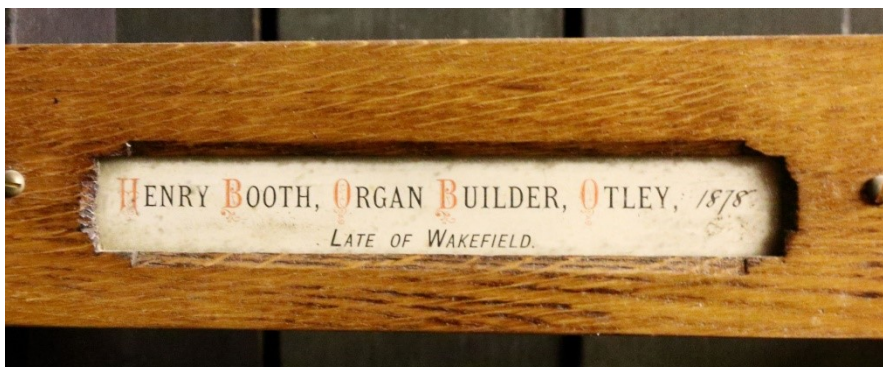
9 (a) Inscription on the organ: Ph 800(9)

This organ was dedicated on September 22nd 1999 to the glory of GOD AND IN LOVING MEMORY OF MADAME EDITH CORSIN , dearly loved aunt of JOHN SLEGG VICAR OF THIS PARISH, / and VERA KATHLEEN SISSON, beloved mother of DAPHNE LISTER AND ROSEMARY ANNE SISSON. WE ALSO ACKNOWLEDGE GENEROUS HELP FROM THE FOUNDATION FOR SPORT AND THE ARTS.

(b) Inscription in gold leaf capitals on the screen. Ph 800(10)

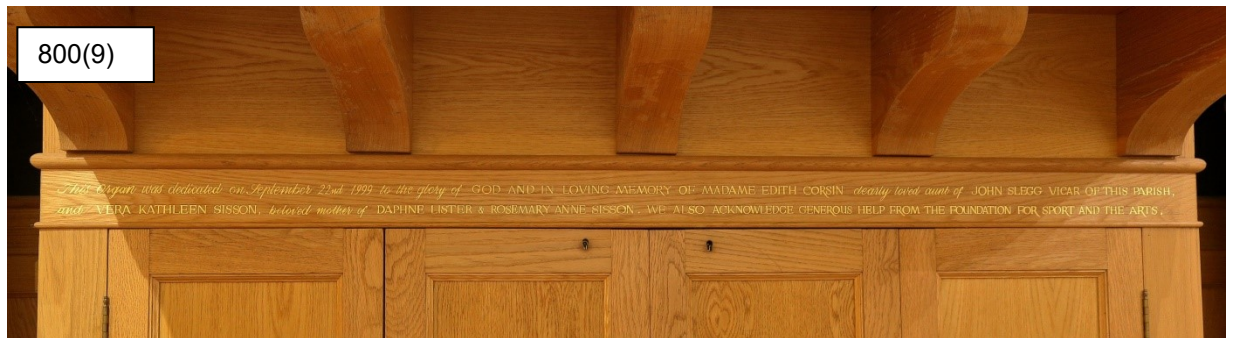
This screen was given in memory of :CHARLES WILLIAM & GERTRUDE EVELYN CARMAN • JOHN VICTOR CHANNELL • REVEREND CANON DESMOND KEABLE DEAN MA BD / JACK REGINALD & ANNE FOSTER • JEFFREY HAYWARD GREEN • ARTHUR FREDERICK & LILIAN MAY HOMER • MARY ELSIE REDDY • EILEEN SYLVIA SATTERFORD • HENRY DAVID WHITE

- 10 a) N D Plumley, Arundel  
 b) Giles Penny of Bruton, Somerset  
 c) NPOR ROOO902 (the original Booth organ) NO2633 (after Conacher work) and EOO154 (the present organ)  
 d) PF Moule, Yetminster for advice and approval



808(8)





**801 CLOCKS****Various Locations****801A****Vestry**

- 1 Metal framed, round dial, radio controlled clock.
- 2 -
- 3 2004
- 4 Diam. 25cm
- 5 -
- 6 Cooper
- 7 Purchased following a break-in when the previous clock was stolen. (ref a)
- 8-9 -
- 10 a) Sacristan

**801B****Tower Vestry**

- 1 Metal framed, round dial, radio controlled clock.
- 2 -
- 3 2004
- 4 Diam. 25cm
- 5 -
- 6 Cooper
- 7 Purchased following a break-in when the previous clock was stolen. (ref a)
- 8-9 -
- 10 a) Sacristan

**801C****Bell Tower**

- 1 Metal framed, round dial electric clock hanging on a wooden beam on the west wall.
- 2 -
- 3 -
- 4 Diam. 20cm
- 5 -
- 6 Abbey Electric Clock
- 7-10 -

**802 HEATING Phs**

- 1 A - OIL: There are 10 iron radiators heated by an oil fired boiler, located outside the Church, which replaced coke in 1984. In 2010 a new pump was fixed to the boiler. The temperature control panel is situated in the South East corner of the Chancel. A new timing device was installed in 1984 (ref a). Radiator No. 6 in front of the last pew East of the lectern is patterned with raised leaves (802A).

B - ELECTRIC: There is an electric radiator in the toilet and kitchenette. In the Bell Tower there is an Electric Radiator made by Glen w. 79 cm. x h. 50cm and a small electric fan heater w. 24 x h. 23cm.

**Memorial**

There is a memorial plaque relating to a gift of a heating system in the church on the South Wall in the Nave next to the lectern. A rectangular copper alloy wall tablet commemorating Sir Henry Pelham Wentworth Macnaghten, a churchwarden for 15 years, and his wife, erected to mark the gift by their family of a new heating system for the church. It is attached to the wall with three bronze coloured-domed rivets in each corner – the rivet in the top right corner is missing. The antique bronze finish has disappeared from the lower corners where the tablet is blue/green in colour. The letters appear grey, but this may be dried metal polish. This rectangular brass tablet has an antique bronze finish. It has v-cut upper case Trajan-style lettering with serifs, of two font sizes.

- 2 Radiators - Iron.

Memorial – Copper Alloy

- 3 Memorial - 1970 (ref b)

4	Item	Measurement	Location
	1	h. 110 x w. 79 x d. 22cm	Chancel In front of altar steps on North Side
	2	h. 112 x w. 84 x d. 22cm	Chancel In front of altar steps on South Side
	3	h. 110 x w. 84 x d. 22cm	Nave in front of the pulpit
	4	h. 110 x w. 84 x d. 22cm	Nave under the middle window of the south wall
	5	h. 110 x w. 84 x d. 22cm	Nave on North wall left of Vestry door
	6	h. 153 x w. 84 x d. 22cm	In front of last pew East of Lectern
	7 & 8	h. 122 x w. 57 x d. 22cm	North wall of North aisle – 2 joined
		h. 68 x w. 57 x d. 22cm	
	9	h. 134 x w. 76 x d. 22cm	North Wall of Baptistry
	10	h. 134 x w. 76 x d. 22 cm	South wall of Tower Vestry right of Kitchenette

Memorial - h. 30.5 x w. 48cm

- 5 Memorial - Engraved by W Vinter Ltd of 13 Sunnyhill Road, Streatham, London SW16 (ref b)

- 6 -

- 7 In 1884 an improved heating apparatus of under floor pipes with gratings and a self-supplying water system was provided and a new boiler fitted at a cost of about £70. This was repaired and further improved in 1886 at a cost of £38.15.00. Both amounts were paid with voluntary subscriptions (ref c).

On May 23 1899 a report was submitted by William J Fox, 12 South Place, Finsbury, London EC to plan and estimate necessary alterations and additions to the heating system. The plan included the Boiler, Pipes, Gratings, and 'Bradson' Iron Radiators. Included with the letter is a detailed ground plan and illustration of 'Bradson' Radiators. This work was carried out at a total cost of £92.15.00 (ref d).

In 1934 an addition to the plan of 1899 was made by Ockenden and Sons showing new pipes and 4 new radiators which were fitted. The Boiler House was also enlarged at this time (ref d).

Approval was sought for the memorial plaque in Oct/Nov 1970 (ref e) and it was dedicated at Matins on 02 January 1972 in the presence of the family of the late Sir Henry and Lady McNaghten. (ref f)

8 -

9

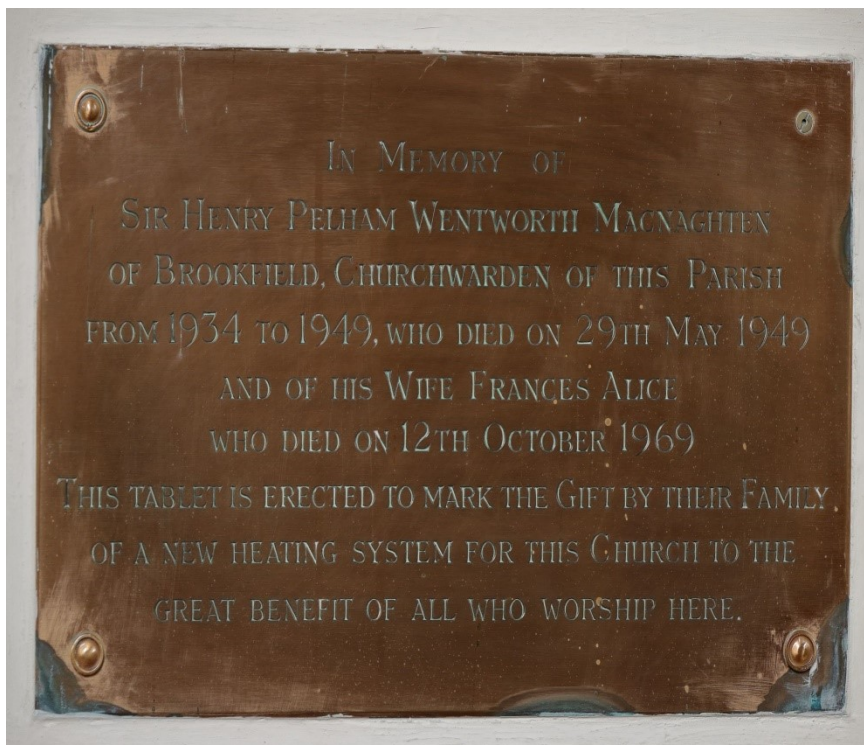
IN MEMORY OF  
SIR HENRY PELHAM WENTWORTH MACNAGHTEN  
OF BROOKFIELD, CHURCHWARDEN OF THIS PARISH  
FROM 1934 TO 1949, WHO DIED ON 29TH MAY 1949  
AND OF HIS WIFE FRANCES ALICE  
WHO DIED ON 12TH OCTOBER 1969  
THIS TABLET IS ERECTED TO MARK THE GIFT BY THEIR FAMILY  
OF A NEW HEATING SYSTEM FOR THIS CHURCH TO THE  
GREAT BENEFIT OF ALL WHO WORSHIP HERE.

- 10 a) Terrier  
b) WSRO EP1/981 Faculty Papers 1947-2002  
c) WSRO PAR 131/3/13  
d) WSRO PAR 131/4/14  
e) WSRO PAR 131/4/34 Application for a Faculty  
f) Satterford





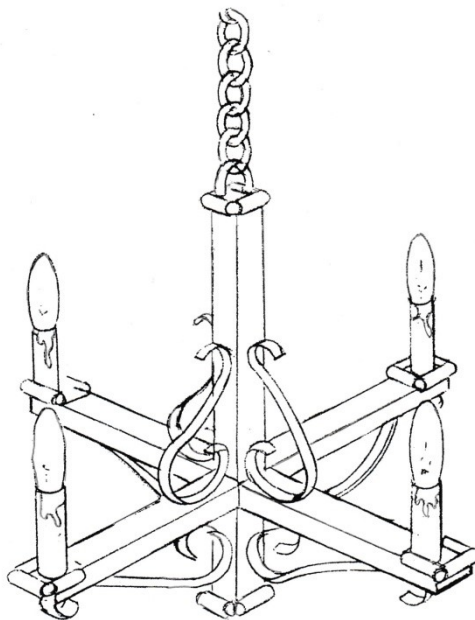
802A



802A

**803 LIGHTING** Ph Dwg**Various**

- 1 A switchboard on the right side of the entry door from the Tower Vestry controls the following:
  - 8 Hanging Lights in the Nave made of wrought iron, each with 4 candle type bulbs (see Dwg 803)
  - 4 Hanging Lights in the North Aisle and 1 in the Baptistry made of wrought iron, each with 4 candle type bulbs matching those in the Nave.
  - 2 Spotlights over the Tower Door



Dwg803A

The Bell Tower has 4 fluorescent light strips on each wall of the ceiling (SNEW).

**Memorial:**

On the south wall of the nave is a rectangular copper alloy wall tablet h. 30.5 x w. 48cm commemorating Gerald Henry Moor, who was vicar from 1885 to 1902. It was erected to mark the gift by his widow of electric lighting in the church. The tablet is attached to the wall with brass rivets in each of the four corners. The letters appear grey, but this may be dried metal polish. The surface is largely intact but is discoloured in places – in particular there is a dark brown blemish near the top right corner of the tablet and the right hand side of the tablet has areas of the surface which are discoloured. The “L” of the word “CATHEDRAL” in line four is worn so that it appears as an “I” rather than an “L”.

This tablet is located beside memorial 020. The brass tablet has engraved upper case Roman-style white lettering, with serifs. There are two font sizes. Each word is separated by a stop, and there are two decorative motifs of crude foliage-like sprigs either side of the last line.

- 2 Memorial Tablet is copper alloy.  
 3 1937 and 1983  
 4 -  
 5 1937 Mr H Milburn Pett ARIBA  
 6 1983 H F Lilywhite and Co, East Preston  
 1937 Memorial designed by Messrs J Starkie Gardner Ltd of Merton Road,  
 Southfields, London SW18  
 7 In 1937 a system of electric lighting was installed, designed by Mr H Milburn Pett  
 ARIBA, 9 Brunswick Square, Hove. This was funded by a legacy from Alice Mary  
 Moor in memory of her husband Gerald Henry Moor 1885-1902, Vicar of Lyminster  
 Church and afterwards of Preston Parish Church and Prebendary of Colworth in the  
 Cathedral Church of Chichester (ref a).

In 1983 new wiring was carried out and new light fittings installed to improve the  
 lighting in the church for reading purposes (ref b). This included 12 hanging lights in  
 the Nave and North Aisle (ref c). The cost of this work was £3,779.64 (ref d).

- 8 Alice Mary Moor
- 9 IN·LOVING·MEMORY·OF·GERALD·HENRY·MOOR  
 FROM·1885·TO·1902·VICAR·OF·THIS·PARISH·AND  
 AFTERWARDS·VICAR·OF·PRESTON·PARISH·CHURCH  
 & PREBENDARY·OF·COLWORTH·IN·THE·CATHEDRAL  
 CHURCH·OF·CHICHESTER·THIS·GIFT·OF·ELECTRIC  
 LIGHT·(MORE·WELCOME·THAN·A·WINDOW·FILLED  
 WITH·COLOURED GLASS)·WAS·MADE·BY·HIS·WIDOW  
 ....ALICE·MARY ...
- 10 a) WSRO PAR 131/4/22  
 b) WSRO Ep1/98/1 – Lyminster 2/4  
 c) WSRO Ep1/98/1 – Lyminster 4/4  
 d) WSRO Ep1/98/1 – Lyminster 3/4



803A

**804    AMPLIFICATION SYSTEM    Ph    Nave**

- 1 The main equipment is kept in a low wooden cabinet situated on the west end of the south wall of the nave. See **Woodwork 309**

## Left Cupboard

AM1000 Mark 11 Series Amplifier

Ampetronic Induction Loop Driver I Id 252

UHF Synthesised Diversity Receiver ATW R3100B

## Right Cupboard

Tascam CDA 500 Cassette and CD Player

Transtec Systems Microphone Case.

## MICROPHONES

Pulpit Microphone Shure PG 81

Lectern Microphones: Behringer Condenser Microphone made in China

Under Pulpit Steps there is a ZMX 122 System Alto

## LOUDSPEAKERS

There are 5 JBL Loudspeakers high up on the following walls :

South Wall of Nave 2

North Wall of North Aisle 2

South West end of Chancel 1

2-10 -

**805    NOTICE AND DISPLAY BOARDS    Various****A****Nave, West End**

- 1 Board fixed to the wall of the left hand side of the Vestry door with Church Notices.

2 Felt on wood.

3 -

4 h. 121 x w. 84cm

5-10 -

**B****Vestry, South Wall**

- 1 Board on wooden frame with choir notices next to kitchen door.

2 Felt and wood

3 -

4 h. 91 x w. 60cm

5-10 -

**C****North Aisle**

- 1 Two identical felt paper covered boards for Childrens Church. The same area has one mobile folding blackboard.



- 2 Felt and wood.
- 3 -
- 4 h. 120 x w.90 cm

**D****Porch, West Wall**

- 1 A three section wooden box like structure with opening glazed doors attached to the east wall of the entrance porch. It contains notices for the public. It has a memorial carving incised across all three sections on the top edge.
- 2 Wood and glass.
- 3 -
- 4 h. 210 x w. 214cm
- 5-8 -
- 9
- 10 -

ST MARY MAGDALENE  
IN MEMORY OF PAMELA MARY OLIVER 1934 - 2003

**E****Bell Tower**

- 1 Mobile single board in the Bell Tower on the North Wall left of the window.
- 2 Red felt on wood.
- 3 -
- 4 h. 59.5 x w. 79cm
- 5-10 -

**806 CRUETS Ph****Vestry****A – Large Cruet**

- 1 Two identical glass altar cruets with handles and stoppers, used for the main Communion Services at 11am. In 2003 a new glass tray was donated for the Cruets for which Shirley Pope, the Sacristan, made some linen mats (ref a).



- 2 Glass
- 3 -
- 4 h. 4.31 x w. 11.5
- 5-7 -
- 8 Shirley Pope (glass tray)
- 9 -
- 10 a) Shirley Pope

**B – Small Cruet**

- 1 Two identical squared glass altar cruets, one with a stopper, used for the 8.00am Communion Service. Items 806 and 807 are sometimes put on an oval moulded glass tray, l. 32 x w. 23, h. 1.5cm dated 2003.



- 2 Glass
- 3 -
- 4 h. 14.5 with stopper, 12.5cm without. Both 5.5cm square
- 5-6 -
- 7 Purchased by Rev J E Slegg, MA, Priest in Charge 1986-2006. . In 2003 a new glass tray was donated for the Cruets for which Shirley Pope, the Sacristan, made some linen mats (ref a).
- 8-9 -
- 10 a) Shirley Pope

**807 LAVABO BOWL AND JUG Phs****Vestry**

- 1 One round glass bowl on short glass pedestal (807A) and a small glass jug (807B).
- 2 Bowl -Cut Glass  
Jug – Crystal Glass
- 3 2005
- 4 Bowl circum 12.5cm, h. 9cm  
Jug h. 8 x w. 13cm lip to handle.
- 5 -
- 6 The Lavabo Jug - Vanpoules.
- 7 The Lavabo Jug cost £17 when purchased. The Bowl was bought from a local charity shop at the same time (ref a). Both the Lavabo Bowl and Jug were used for the first time on Easter Sunday, 05 March 2005 when the Celebrant was the Archdeacon of Chichester, Douglas McKittrick (ref a).
- 8 Shirley Pope - Bowl
- 9 -
- 10 a) Shirley Pope



807A



807B

**808 MIRRORS****Various****A****Vestry**

- 1 Long plain mirror in brown wooden frame on the north wall of the vestry.
- 2 Wood and mirrored glass.
- 3 -
- 4 h. 46.x w. 32
- 5-10 -

**B****Tower Vestry**

- 1 Long plain mirror in black wooden frame on the west wall.
- 2 Wood and mirrored glass.
- 3 -
- 4 h. 60 x w. 21cm
- 5-10 -

**C****Toilet**

- 1 Plain mirror with no frame.
- 2 Mirrored Glass
- 3 -
- 4 h. 45 x w. 61
- 5-10 -

**811 CHAIRS****Various**

- A) 26 Grey stacking chairs for adults with padded seats and half backs on metal frames and legs. Seat 45 x 41 cm.
- B) 15 blue stacking plastic chairs for children with metal legs. Seat 32 x 32 cm, Back 56cm.
- C) 5 coloured stacking plastic chairs for children with metal legs. Seat 36 x 36 cm, Back 66cm.

**812 TABLES****Various**

Three oblong wooden-topped folding tables with metal legs. l. 180 x w. 68cm.

Four folding wooden topped tables with metal legs. diam. 92cm

Four wooden children's tables l. 110 x w. 50cm.

**813 FIRE EXTINGUISHERS****Various**

2 on left side of main door, 1 by side of Lectern, 1 in kitchen, 2 on right side of north door (one CO2 Foam and one water), 1 in kitchen (water only), 1 at top of stairs in Bell Tower (water only). All are "ifast" Jewel Safe Fire.

**814 KITCHEN/TOILET****Tower Vestry Annex**

In 2007 a new extension was completed to the SW corner of the Church leading from the Tower Vestry and was dedicated by Archdeacon McKittrick in May 2009. The area contained a Kitchen, a Toilet and a Storage Cupboard.

**815 CLEANING MATERIALS****Tower Vestry Annex**

A selection of cleaning materials including vacuum cleaners are in storage by the toilet, in the kitchen, and in the Bell Tower.

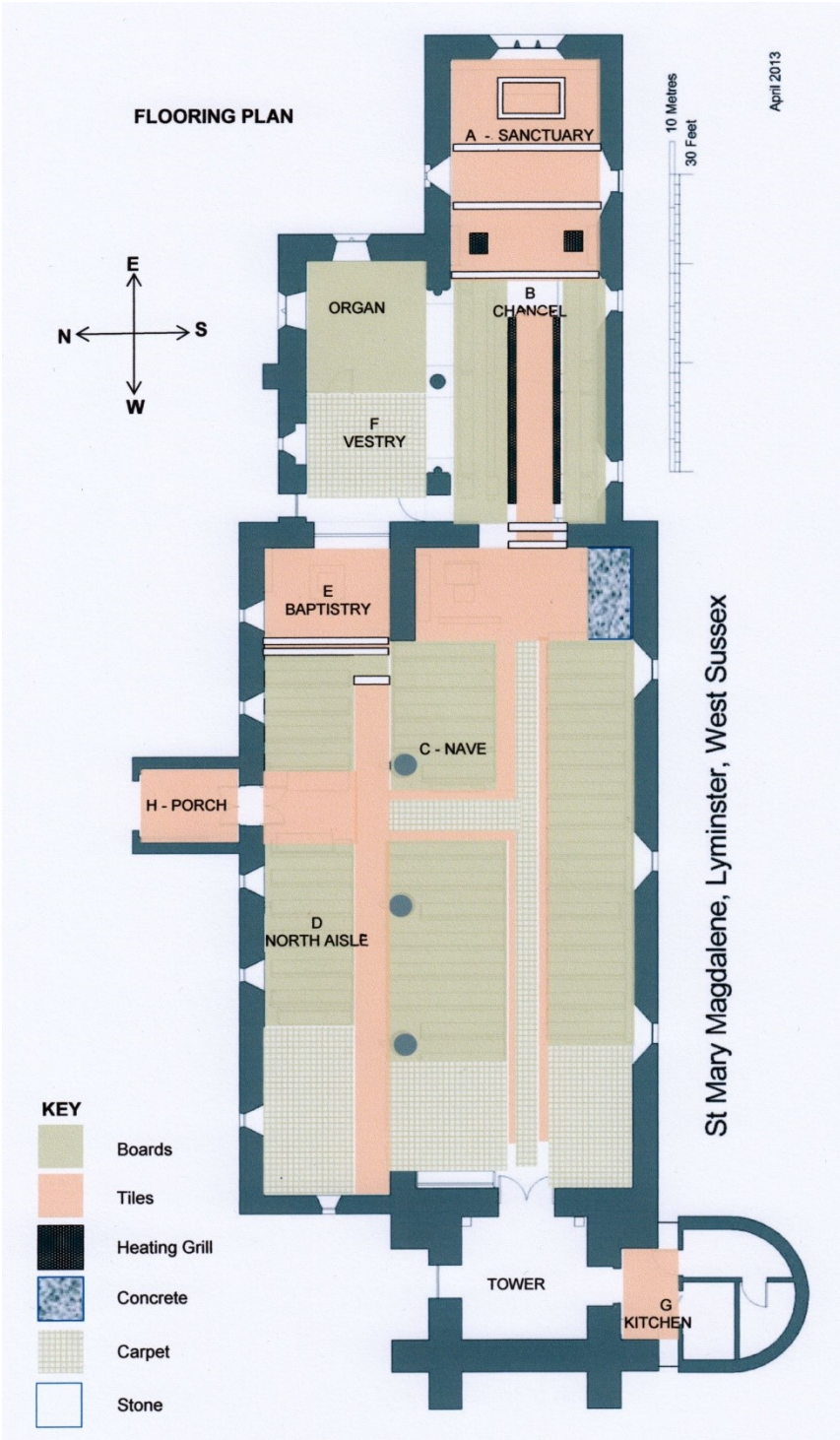
**816 DRAGONS** Ph**Tower, Ringing Floor**

- 1 Three model dragons made of rope and natural fibre kept for decorative purposes. A – l. 167 curl x h. 52cm, B – h. 26cm, C – l. 20 x h. 16cm





817 FLOORING Phs



**A SANCTUARY Phs**

- 1 The floor of the Sanctuary and Chancel is made of plain and encaustic dust pressed tiles from Godwins of Hereford forming geometric pavements. They are copies of medieval tiles (ref a).



817A

The altar stands on a raised footpace which has plain black and red alternating tiles in a diamond pattern on each side, with a border of a narrow file of black tiles. Ph 817A(i). There is a stone border along 3 sides which has been painted white to match the two steps down into the chancel. Behind the altar are 5 rows of plain red tiles in a square formation. To each side between the footpace and the wall are plain red tiles with an inset pattern of 5 tiles each a floral cross with fleur de lys terminals - Godwins Pattern 464 (ref a) - forming a simple greek cross shape and bordered with a row of black tiles, PH 817A(ii). The pattern is complete on the north side, but only partial on the south as the footpace is not centred in the Sanctuary.



817A(i)



817A(ii)


Directly in front of the footpace is a North/South pavement running the width of the Sanctuary. There are 7 groups of dust pressed encaustic tiles made up of 9 individual tiles (Ph 817A(iii)) with a solid red body inlaid with buff making up a single motif of stylised foliage set within a roundel with fleur de lys at each of the four spandrels. The motifs are separated with single rows of 3 red tiles and outlined by a single row of black tiles.



817A(iii)



There is a white step down to a second North/South pavement. This has plain red 15 x 15cm tiles in a square formation with an inset pattern of four tiles making a single square motif. Each tile has a solid red body inlaid with a single buff fleur de lys laid diagonally with the base of each fleur de lys meeting in the centre. They have an antique glaze and dimpled surface - Godwins pattern 471 (ref a) Ph 817A(iv), 817(v).



817A(iv)



817A(v)

At the altar rail there is a second painted stone step running the whole width of the Sanctuary, down into the Chancel. This is used as a kneeler during communion when it is covered with a cushion. See Textiles 411G.

- 2 -
- 3 Stone, Clay
- 4 -
- 5 -
- 6 William Godwin, Lugwardine, Hereford
- 7 The encaustic tiles were produced during the period 1870 to 1910 (ref a).
- 8 -
- 9 -
- 10 a) Chris Blanchett

**B CHANCEL Phs**

- 1 At the eastern end between the choir stalls and the altar rail there is a step up running the whole width of the chancel. In the centre is a memorial slab laid east to west (See Memorials 025). On either side there are 2 rectangles of red dust pressed tiles to the east and west. Inset into this is a broken diamond shape of black tiles with single red encaustic tiles with buff fleur de lys set at each corner and single red tiles with buff decorative cross inside a quatrefoil with small fleur de lys diagonally on each corner - Godwins Pattern 479 - inset next to the black tiles Ph These surround two square metal under-floor heating grates. 818B.



817B  
Chancel  
Step



817B(i)  
Chancel Tile



A tiled pavement runs east to west between the choir stalls Ph 818B(ii) leading to a memorial floor slab (Groome) - See Memorials 031. There are raised wooden floorboards under the choir stalls which extend to form a small aisle leading to the Vestry .(Woodwork 302) A narrow metal grating runs between the choir stalls and the pavement. The Chancel arch steps include wooden boarding.



817B(ii) Chancel Pavement

The step down into the Nave is w. 2226 x d. 56cm of which w. 1.757 x 33cm is tiling consisting of 1 row of buff and 1 row of Godwins Pattern 479 tiles set in a diamond pattern outlined in half buff tiles to make a straight edge Ph 817B(iii).

- 2 Clay, memorial slabs, wood, concrete and metal grating.
- 3 -
- 4 l. 818 x w. 113cm
- 5-10 -



817B(iii) Steps  
Chancel/ Nave

**C NAVE**

- 1 There are 24cm square pammetts of varying ages (ref a). Many show signs of wear and cracks. The mortar has been renewed in places and has disappeared altogether in some. These are interspersed with ledger stones, memorials, and concrete flooring laid under the pulpit.



817C Pammetts in Nave

A long pavement of ledger stones leads from the Chancel steps to the Tower Vestry stones between the benches on either side of the nave. It is outlined with red square tile/pammets laid in a diamond pattern and edged with rectangular brickwork all contained within an outer edging of wood. This is normally covered in a red carpet runner. See Textiles 412. Square tile pammets (4 on each side of the walkway) are placed on the inner side of the edging bricks as you approach the memorial stone at the Tower Vestry doorway.

- 2 Clay Tiles.

- 3 -

- 4 The pavement is l. 1916 x w. 92cm.

Square pammets 22.5cm x 22.5cm.

Edging bricks of various sizes e.g.: l. 21cm x w. 11cm, l. 16.5cm x w. 10cm, l. 22.5cm x w. 10.5cm.

- 5 -

- 6 -



- 7 In February 1999 emergency work was carried out to central heating pipes following a fracture below the floor in the nave area. After the work was completed new floor pammets were laid using second hand materials to the approval of English Heritage. The cost was covered by donations (ref b).
- 8 -
- 9 -
- 10 a) David Bone  
b) Terrier



817C(i) South Aisle shown without carpet

**D NORTH AISLE** Phs

- 1 A paved area runs from the west window (Windows 711) To the Baptistry steps widening out by the porch door. Pammett tiles are laid in a diamond pattern and edged in wood. The tiling stops at the beginning of the Nave seats and meets similar tiling that leads to the Baptistry and towards the Nave. This is inlaid with a Sussex marble slab, 517cm from the West window. By the porch door is an area with a variety of tiles laid at different times. A modern inlay of square red pammetts is laid in towards the porch door, set in a diamond pattern and edged with rectangular bricks. Older pammetts are laid in a diamond pattern leading to the Baptistry steps Ph817E.

There is a stone base to the wooden pillar at the bottom of the steps to the Baptistry on right hand side and a stone base to the wooden pillar at the bottom of steps on the North wall/window side.



817D North Aisle

By the porch entrance door is a concrete base followed by a Purbeck Marble floor slab (long side to the door).

There is a walkway from the porch to the Nave with a diamond pattern of square pammetts leading to an edging border of 8 side by side pammetts (l. 23 x w. 23cm) as it meets the Nave aisle. The walkway from the porch to the Nave measures 182cm wide.

- 2 Pammetts - Fired clay, concrete, Purbeck Marble, Sussex Marble.
- 3 -
- 4 Pammetts/tiles. Various sizes: 20cm x 20cm square or 20.5cm x 20.5cm square, 21cm x 21cm square or 21.5cm x 21.5cm. Rectangular bricks l. 20cm x w. 7.5cm. Porch floor slab - l x 145cm x w. 65cm. Sussex marble inlay – l. 138 x w. 77cm

5-10 -



817D (i) Entrance Area



817E Baptistry

**E BAPTISTRY** Ph

- 1 20.5 x 20.5cm square pammett tiled floor in red with two white painted Portland Stone steps leading up to the Baptistry. The Pammets are laid in a diamond pattern. (ref a)
- 2 Tiles, Portland Stone
- 3 1891/82 (ref a)
- 4-6 -
- 7 The floor was lowered in 1891 to reduce the steps up to the Baptistry to two (ref a).
- 8-9
- 10 a) WSRO PAR 131/4/9



**F Vestry P**

- 1 The flagged stone floor between the inner and outer vestry doors appears to be former grave slabs (see Memorials 050-053). The Floor slab leading into the Vestry is made of Sussex marble and has lots of small gastropods the size of a fingernail in it. The next three floor slabs are made of Purbeck marble with lots of smaller gastropods and bivalves in them (ref a). The remainder of the floor being oak covered in carpet.
- 2 -
- 3 Sussex Marble, Purbeck Marble, Oak
- 4-6 -
- 7 A new oak floor was laid to provide a new organ loft when the new organ was installed (ref b).
- 8-9 -
- 10 a) David Bone  
b) Terrier

**G KITCHEN Ph**

- 1 Modern terracotta coloured tiles laid in a square formation.
- 2 Fired clay.
- 3 2008
- 4 15cm x 15cm
- 5-10 -



817G

**H PORCH** Ph

- The porch doorway has old grey Purbeck Marble floor slab inset with quarry tiles (ref a).
- 1 a).
- 2 Purbeck Marble, Clay tiles
- 3-6 -
- 7 In February 2014 the new Quarry Tile flooring was laid by volunteer labour (ref b).
- 8-9 -
- 10 a) David Bone  
b) Terrier



817H